

MaxRank: Discovering and Leveraging the Most Valuable Links for Ranking

Hengshuai Yao
University of Alberta
hengshua@cs.ualberta.ca

Abstract

On the Web, visits of a page are often introduced by one or more valuable linking sources. Indeed, good back links are valuable resources for Web pages and sites. We propose to discover and leverage the best backlinks of pages for ranking. Similar to PageRank, MaxRank scores are updated recursively. In particular, with probability λ , the MaxRank of a document is updated from the backlink source with the maximum score; with probability $1 - \lambda$, the MaxRank of a document is updated from a random backlink source. MaxRank has an interesting relation to PageRank. When $\lambda = 0$, MaxRank reduces to PageRank; when $\lambda = 1$, MaxRank only looks at the best backlink it thinks. Empirical results on Wikipedia shows that the global authorities are very influential; Overall large λ s (but smaller than 1) perform best: the convergence is dramatically faster than PageRank, but the performance is still comparable. We study the influence of these sources and propose a few measures such as the times of being the best backlink for others, and related properties of the proposed algorithm. The introduction of best backlink sources provides new insights for link analysis. Besides ranking, our method can be used to discover the most valuable linking sources for a page or Website, which is useful for both search engines and site owners.

1 Introduction

The gigantic size and diverse content of modern databases have made ranking algorithms fundamental components of search systems [1]. The link analysis approach to ranking has been proven to be very effective in evaluating the qualities of Webpages [20, 25], with widely practice from industry and intensive studies from academics. The success has proven that the hyperlinks on the Web are useful in finding high quality sources, which is hard based only on the content of pages. PageRank and HITS are two seminal algorithms in literature. PageRank finds *authorities* which are the pages frequently visited by a random surfer. HITS finds both authorities and hubs, which are defined recursively—the *authorities* are frequently linked by the *hubs* which turn out to be the pages frequently linked by authorities. In this paper, we will be focused on finding authorities in the spirit of PageRank, though our techniques may also apply to HITS

and other link analysis algorithms.

PageRank. In PageRank formulation, with probability c , a random surfer model follows the links on a page uniformly at random, and with probability $1 - c$, the surfer model jumps to a new page selected uniformly at random from the database. The PageRank value of a page is defined as the probability of visiting the page in the long run of the random walk, e.g., see [25, 2, 22, 3, 23, 24].

Suppose there are N documents in the database. All vectors are column vectors. The transpose of a matrix X is denoted by X^T . We need the following notations.

L be an adjacency matrix of the database. That is, $L(i, j) = 1$ if there is a link from document i to document j , otherwise $L(i, j) = 0$, $i, j = 1, 2, \dots, N$;

\bar{L} be a row normalized matrix of L ;

e be a vector of all 1s, and v be a vector of probabilities that sum to one; and

S be a stochastic matrix such that $S = \bar{L} + (ae^T/N)$, where $a_i = 1$ if document i is dangling (i.e., document i has no forward link) and 0 otherwise.

The transition probability matrix used by PageRank is

$$G = cS + (1 - c)ev^T,$$

where v (often called the *teleportation vector*) is a probability vector that sums to one. Matrix G is sometimes called the *Google matrix* in literature [23]. One merit of the Google matrix is that it is stochastic and primitive and thus its steady state distribution (also called the stationary distribution) exists. In fact, PageRank (denoted by π) is exactly the steady state distribution vector of G , satisfying

$$\pi = G^T \pi.$$

The other merit of G is that it does not have to be stored, and the power iteration of computing π can take advantage of the rank-1 matrix ev^T , manipulating S , c , e and v directly, e.g., see [12].

Considerable efforts have been devoted to the computation problem of PageRank due to its large scale applications. This is especially important when one wants to compute multiple PageRank vectors depending on queries and users. For a detailed discussion, please refer to Section 5. In this paper, we present a method utilizing the best backlinks, which

have a much faster convergence than PageRank but the performance is still comparable. We are interested in understanding the roles of these influential links and their implication for link analysis algorithms especially PageRank.

2 Research Questions

Link analysis takes advantage of the linking information in calculating document importances. For example, Pagerank uses the back links of a document in updating its score. Intuitively, there are *influential* links which contribute a large portion to the score, and there are unimportant links which only contribute a negligible portion. We would like to ask the following questions.

- Where are the influential links from? What types of documents are the influential sources? Are they authorities, hubs, or anything else? What relations are they to the nodes that are influenced by them?
- How many such influential sources are there?
- How influential is a backlink to the score of a document? Most importantly, how influential are those influential back links?

These questions are interesting for all link analysis algorithms. In this paper, we will be dealing with PageRank. By answering these questions, we wish to gain insights into the connectivity of large, real-world graphs and the quality of documents, and provide a better ranking. A result of this study is a ranking method that takes advantage of the most influential back links to discover authorities and communities.

3 The Best Back Links and MaxRank

In the case of PageRank-style authority discovery, a natural definition of the *best back link* of a page is the one with the largest score.

We discover the best back links in the same process of authority score update, giving a so-called *MaxRank* method. The basic idea of this algorithm is, with probability λ , the contributing score comes from the best backlink of the page; with probability $1 - \lambda$, the contributing scores come from a random backlink of the page.

3.1 The Algorithm In particular, MaxRank of a page j ($j = 1, 2, \dots, N$) is defined by

$$(3.1) \quad R(j) = c \left[\lambda P(i^*, j) R(i^*) + (1 - \lambda) \sum_{i \in \mathcal{B}(j)} P(i, j) R(i) \right] + (1 - c)v(j),$$

where

$$i^* = \arg \max_{i \in \mathcal{B}(j)} R(i),$$

$\lambda \in [0, 1]$, $\mathcal{B}(j)$ is the set of backlink pages of page j , and $P(i, j)$ is the probability of going from page i to page j ,

3.2 Convergence of MaxRank In this section, we first give a theorem showing that both variants of MaxRank are well defined. A straightforward application of this theorem is that power iteration of computing MaxRank is guaranteed to converge for $\lambda \in [0, 1]$.

THEOREM 1. *For $c \in (0, 1)$ and $\lambda \in [0, 1]$, MaxRank is well defined.*

Proof. For notational convenience, we define

$$\mathbb{T}(R, j) = \left[\lambda P(i^*, j) \max_{i \in \mathcal{B}(j)} R(i) + (1 - \lambda) \sum_{i \in \mathcal{B}(j)} P(i, j) R(i) \right].$$

Accordingly, we have

$$R(j) = c\mathbb{T}(R, j) + (1 - c)v(j)$$

$j = 1, 2, \dots, N$. In matrix form, we have

$$(3.2) \quad R = c\mathbb{T}(R) + (1 - c)v,$$

where $\mathbb{T}(R)$ is a vector, with $\mathbb{T}(R)(j) = \mathbb{T}(R, j)$, $j = 1, 2, \dots, N$.

Next we are to prove that $\mathbb{T}(R)$ is a non-expansion operator with respect to the 1-norm, which means that

$$(3.3) \quad \|\mathbb{T}(R)\|_1 \leq \|R\|_1.$$

According to the definition of $\mathbb{T}(R)$, $\mathbb{T}(R)(j)$ and $\mathbb{T}(R, j)$, we have

$$\mathbb{T}(R) = T \cdot R,$$

where T is a $N \times N$ matrix, with $T(j, i) = P(i, j)$, if page i is the best backlink of page j ; otherwise $T(j, i) = (1 - \lambda)P(i, j)$.

Then the inequality (3.3) can be proven in the following steps:

$$\begin{aligned} \|\mathbb{T}(R)\|_1 &\leq \|T\|_1 \|R\|_1 \\ &= \max_{i=1,2,\dots,N} \sum_{j=1}^N T(j, i) \|R\|_1 \\ &\leq \max_{i=1,2,\dots,N} \sum_{j=1}^N P(i, j) \|R\|_1 \\ &= \|R\|_1 \end{aligned}$$

For the third equation, the equality holds when i is the best backlink for all pages.

Thus T is a non-expansion mapping in 1-norm. According to equation (3.2), R is defined by a contraction mapping composed of T and c . Hence R is finite.

The definition of MaxRank enables straightforward estimation using power iteration starting from any initial guess. The convergence of power iteration is guaranteed following an argument similar to Theorem 1.

THEOREM 2. (CONVERGENCE) For $c \in (0, 1)$ and $\lambda \in [0, 1]$, power iteration of solving MaxRank converges to the true vector defined in (3.1), irrespective of any initial vector.

We will consider the random surfer in the remainder of this paper. That is, the probability of going from a (non-dangling) page i to a page j is $1/n_i$, where n_i is the number of (forward) links on page i . In this case, it is noticeable that when $\lambda = 0$, the algorithm reduces to PageRank. When $\lambda = 1$, the algorithm only considers the “best” backlink it finds and ignores the contribution from the others. However, in our experience, this usually gives poor ranking results because the selected best backlink pages are usually not good in quality.

4 Empirical Results

In this section, we study the proposed algorithm and questions on the Wikipedia English article dump, which contains about 6 million pages (articles or categories). For all algorithms, $c = 0.85$ was used. The teleportation probabilities were uniformly set to $1/N$. All algorithms are updated by the standard power iteration. No sophisticated update is used for any algorithm.

Recall that we would like to study the following questions. *What are the sources of the best back links? How many are they? How influential are they?* For space limitation we show only the case of $\lambda = 0.1$ in this paper.

4.1 Sources of the Best Back links Table 3 shows the sources of the best backlinks for the top-50 pages on Wikipedia, using algorithm MaxRanked with $\lambda = 0.1$. Note that this choice produces a similar scoring to PageRank, as will be shown later. The sources of the best backlinks are mostly global authorities. The very top pages are seen to support many top pages. For example, “United States” influences many other concepts which further influence the remaining of the site. The effect is that this classifies the site into clusters of nodes, in each of which there are only a small number of dominant nodes.

There are only 775,438 unique backlink sources with MaxRank. They support the whole site and form a core. The size of this core is only about 0.7% of the total number of links (117,864,053), and about 13.5% of the total number of the pages (5,743,047). On average a core page “supports” about $3,620,343/775,438 \approx 4.7$ pages. This is also an estimate of the average size of the clusters. The size of the best backlink core for various λ is shown in Figure 1. $\lambda = 0.3$ leads to the smallest core for this example. For λ

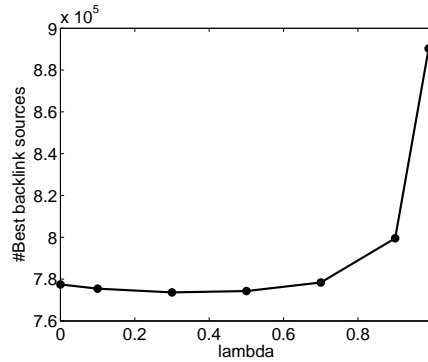


Figure 1: Number of best backlink sources on Wikipedia according to MaxRanked with $\lambda = 0, 0.1, 0.3, 0.5, 0.7, 0.9, 0.99$.

larger than 0.7, the core size is much larger and increases much quicker with respect to λ .

4.2 Influence of the Best Backlink Sources We measure the influence of the best backlink sources in three distinct aspects. The first measure is the *collective influence* of the best backlink sources in the graph, which is defined as the ratio of the sum of the scores of all the best backlink sources over the sum of the scores of all the pages. The collective influence of the core is 53.1%. Note that the number of core pages is only about 13.5% of the whole graph. Thus the influence of the core is significant.

Different core sources have different strength of influence. Some contribute many best backlinks, while others only contribute a few. Thus this suggests a measure for influential sources, in particular, by the *times of being the best back link (TBB)* to other nodes. Note that the TBB of an influential page is equal to the number of pages that the page supports. Table 1 shows the ordering of the sources according to the TBB measure. In addition, we also show in this table the ratio of TBB to the out-degree of the sources, which measures the percentage of competitive links cast by the sources. In this top list we see many hubs and authorities, and the number of hubs is more than the number of authorities. Thus on Wikipedia the more links an article has the more likely it is influential to others.

A log-log plot of the distributions of the out-degree and the TBB is shown in the left plot of Figure 3. Some key observations are as follows. First, the number of pages that have been the best backlink only a few times is very large, while the number of pages that have been the best backlink many times is very small. Second, the log-log curve of TBB distribution is more straight, which means the TBB distribution follows an exponential distribution in a more strict way. Third, it can be seen that for $x > 10$, the two curves follow a similar exponential distribution with a close

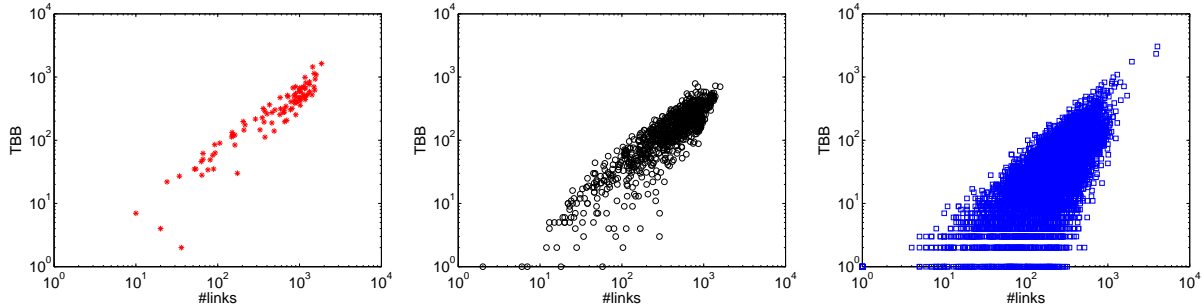


Figure 2: Left to Right: The TBB of the top 1–100, 101–1000, 1001–10000 authorities on Wikipedia ($\lambda = 0.1$).

exponent, with a large shift in the x direction which indicates that the TBB of a page is much smaller than the out-degree of the same page.

The (sorted) ratio between the TBB and the out-degree for each core page is shown in the middle plot of Figure 3. First, the sources whose value of the ratio is smaller than 0.2 are about 66% of the total core. This means the majority of the core has only 20% of their links being the best backlinks. Second, the number of those pages whose ratio is equal to 1.0 is about 87,193 (11% of the total core). Astonishingly, 86,763 (99.5%) of them have only one link. This sheds lights on the structure of Wikipedia. Most of them are due to the existence of “redirect pages” in Wikipedia, which contains no content but a “link” to another article. Third, the remaining sources have a ratio larger than 0.2. Together with the nontrivial sources whose ratio is 1.0, they form the most competitive link sources of the core. They take about 23% of the total core. Of them, only 4,632 sources have a ratio larger than 0.5, and 360 sources have a ratio larger than 0.8. In short, *the number of nontrivial, competitive backlink sources is very small.*

The third is from the perspective of an ordinary page (either in the core or not in the core), a measure of being influenced by the best back link, by the ratio of the score contributed by the best back link over the overall score of the page. We expect this measure can distinguish authorities. This ratio for all the pages is shown in the right plot of Figure 3. For authorities with high scores, this ratio is very small. Thus they are not easily influenced even by the best backlink source. As pages become less authoritative (along the negative direction of the x -axis), the values of this ratio become more diverse. For example, we can observe the values of this ratio cover almost the whole range of $(0, 1)$ for pages with a score equal to 10^{-5} .

Figure 2 shows the TBB versus the out-degree for the top authorities. For the very top-100 authorities, the curve is almost linear, and very close to $y = x$. (Note that all points are below $y = x$.) Thus their links are very influential. Further down the ordering of the authorities, we can observe that there are more and more less influential pages.

4.3 Convergence Studies Figure 4 (Left) compares the convergence rates of MaxRank and PageRank, measured in terms of the (1-norm) errors between successive iterations. MaxRank is faster than PageRank. The advantage is very significant for large λ . MaxRank with $\lambda = 0.1$ needs about 20 iterations to reach the accuracy by PageRank at the 30th iteration, while with $\lambda = 0.9$ MaxRank only needs 3 or 4 iterations.

4.4 Performance of MaxRank We compared the top list for the three algorithms, since it is usually the most important in practice. Table 2 shows the top 50 pages by PageRank (MaxRank with $\lambda = 0$). Table 3, Table 4 and Table 5 show the top results of MaxRank with $\lambda = 0.1, 0.5, 0.9$. We also tested $\lambda = 1$ for MaxRank, but the results were very poor. The intuition is that the found “best backlinks” are not good without considering the wisdom of the majority. Note that in the tables, “ISBN is short for “International_Standard_Book_Number”, and “Inter-Air-Trans-code” is short for “International_Air_Transport_Association_airport_code”.

The top lists of these algorithms have some similarities, and also some differences. In order to measure the similarity between the algorithms, we performed comparisons using two measurements. One is the percentage of common pages in the top- k lists by two algorithms,

$$c_k = \frac{\# \text{ Common pages in top-}k}{k} \in [0, 1].$$

The other is Kendall’s tau coefficient which measures the correlation in two rankings [19]. Here we care about whether MaxRank ranks the top- k pages of PageRank in a consistent manner to PageRank, so the measure used is

$$\tau_k = \frac{n_k}{C_k^2} \in [0, 1],$$

where n_k is the number of concordant orderings for every two pages from the top- k pages of PageRank. The results of c_k are summarized in the middle plot of Figure 4, for $k = 5, 10, 30, 50, 80, 100, 300, 500, 800, 1000$. Notice

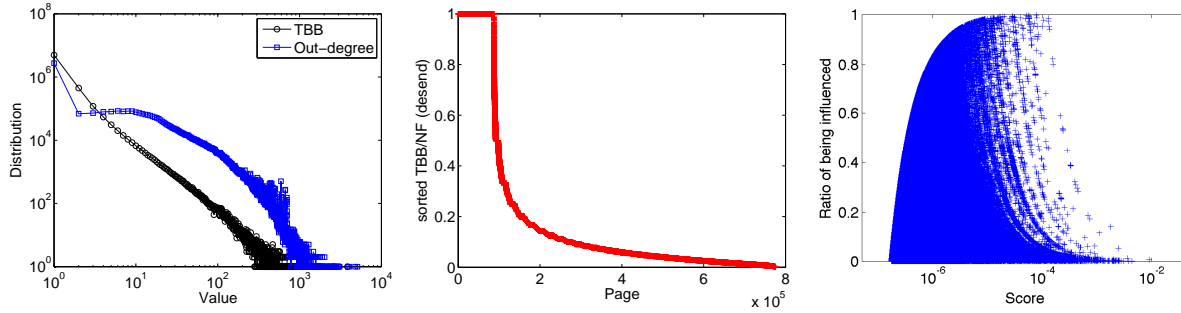


Figure 3: Left: Distributions of TBB and out-degree for the best backlink sources on Wikipedia. Middle: The sorted ratio between TBB and out-degree for the best backlink sources. Right: The ratio of the score being influenced by the best backlink source for all pages (with a nonzero number of backlinks). $\lambda = 0.1$.

that MaxRank performs remarkably similarly to PageRank for $\lambda = 0.1$, due to that the effect of the best backlinks is made small. In general, the smaller λ is, the more similar ranking of MaxRank to that of PageRank.

The results of τ_k are summarized in the right plot of Figure 4. Similarly, the smaller the parameter λ is, the more similar the ranking is to PageRank. In particular, MaxRank with $\lambda = 0.1$ has a very similar τ_k to PageRank for all k . For large λ like 0.9 and 0.99, MaxRank still has about 80% similarities on average, and 65% similarities at worst to PageRank. The difference between the orderings of 0.9 and 0.99 for MaxRank is relatively small for all k . This suggests that increasing λ to large values close to 1 produces stable rankings.

5 Discussion

The size of the Web creates a large computation burden for PageRank. Currently most large commercial search engines index 10 to 100 billion pages. However, the Web is actually much larger, e.g., there were already 1 trillion unique URLs in 2008 according to Google.¹ Computing a single, global PageRank for the Web is already very demanding. Page et. al. used power iteration to take advantage of the sparse nature of the link structure of the Web [25]. Kamvar et al. proposed an adaptive method which monitors the change in the PageRank update for each page, and removes those pages whose update no longer changes [16]. Methods proposed in [11], [17], and [2] take advantage of the structure of link matrices and compute PageRank block-wise. Other linear system solvers were also used to update PageRank. For example, Kamvar et. al. used extrapolation methods [18]; Gleich et. al. proposed an inner-outer iteration procedure [9, 10], which essentially applies preconditioning incrementally; and Langville and Meyer, and Ipsen and Korkkila studied aggregation/disaggregation

methods [23, 14].

It becomes more severe when one wants to compute many score vectors, such as many personalized PageRank [25, 15], context-sensitive or query-dependent scores [26, 27, 13], which has numerous applications in search systems. Jeh and Widom proposed a scalable method by pre-computing some components of PageRank and saving them for efficient future computation [15]. Fogaras et. al. simulated a number of random walks and used Monte-Carlo methods to estimate personalized PageRank vectors [6].

The computation of PageRank is very demanding. Thus distributed, parallel computation becomes necessary for large graphs. The methods in [5, 21, 30] partition the whole graph into disjoint subgraphs, and then compute local PageRank for each subgraph. The local PageRanks are then merged, considering the links between the subgraphs. The methods in [8, 7] feature in the use of advanced linear system solvers. Some researchers also considered efficient hardware structures, such as specially optimized circuits [29]. For excellent surveys of PageRank, please refer to [2, 3, 4, 23, 24, 28].

Our method is very different from these efforts in literature, though it should be noted that these techniques also apply to our algorithms in a straightforward way. Our work takes advantage of the influential links in updating PageRank-style scores. We hope by doing so one can gain speedup in convergence and the performance is similar or comparable to PageRank.

6 Conclusion

The observation leading to this paper is that there exists one or more valuable backlinks for a page with a nonzero number of backlinks. We show that by leveraging the best backlinks a recursive update can have a much faster convergence than PageRank. The algorithm has a parameter $\lambda \in [0, 1]$, which controls the effects of the best backlinks discovered. When $\lambda = 0$, the algorithm reduces to PageRank. Empirical

¹<http://googleblog.blogspot.com/2008/07/we-knew-the-Web-was-big.html>

Table 1: The ordering of the best backlink sources according to the “Times of being the Best Backlinks” (TBB). $\lambda = 0.1$.

Rank	Page	TBB	#Links	TBB/#Links	Score
1	List_of_endangered_animal_species	3850	5097	0.755346	0.000003
2	Area_codes_in_Germany	3044	4032	0.754960	0.000084
3	Village_Development_Committee	2784	2982	0.933602	0.000024
4	Index_of_India-related_articles	2581	4772	0.540863	0.000006
5	List_of_Tachinidae_genera_and_species	2547	2635	0.966603	0.000003
6	List_of_years	2325	3885	0.598456	0.000105
7	List_of_auxiliaries_of_the_United_States_Navy	1751	1886	0.928420	0.000017
8	List_of_municipalities_of_Switzerland	1749	1967	0.889171	0.000049
9	List_of_Bulbophyllum_species	1717	1742	0.985649	0.000001
10	List_of_municipalities_and_towns_in_Slovakia	1692	2302	0.735013	0.000008
11	2007	1632	1856	0.879310	0.001658
12	List_of_state_leaders_by_year	1604	2026	0.791708	0.000007
13	United_States	1448	1448	1.000000	0.009093
14	List_of_Roman_Catholic_dioceses_(alphabetical)	1434	2326	0.616509	0.000002
15	List_of_cutaneous_conditions	1306	1829	0.714051	0.000013
16	United_Kingdom	1140	1505	0.757475	0.003863
17	List_of_Olympic_medalists_in_athletics_(men)	1127	2069	0.544708	0.000013
18	List_of_postal_codes_in_Germany	1092	1304	0.837423	0.000084
19	List_of_Vanity_Fair_caricatures	1090	1815	0.600551	0.000001
20	Russia	1087	1597	0.680651	0.001464
21	List_of_mantis_genera_and_species	1001	1057	0.947020	0.000025
22	List_of_United_States_Representatives_from_New_York	996	1342	0.742176	0.000025
23	List_of_extant_baronetcies	992	1168	0.849315	0.000033
24	Catholic_Church	990	1166	0.849057	0.000913
25	Index_of_statistics_articles	984	2026	0.485686	0.000016
26	2006_in_music	953	2162	0.440796	0.000017
27	List_of_prehistoric_bony_fish	946	1049	0.901811	0.000007
28	England	927	1551	0.597679	0.002462
29	List_of_EC_numbers_(EC_2)	920	1141	0.806310	0.000006
30	List_of_marine_aquarium_fish_species	898	1103	0.814143	0.000002
31	List_of_school_districts_in_Texas	891	943	0.944857	0.000007
32	Peerage_of_the_United_Kingdom	856	1132	0.756184	0.000052
33	List_of_rivers_of_New_Zealand	843	919	0.917301	0.000019
34	List_of_chess_players	841	1577	0.533291	0.000003
35	London	838	1323	0.633409	0.001363
36	List_of_subjects_in_Gray's_Anatomy:_IX_._Neurology	825	1426	0.578541	0.000037
37	2004_in_music	824	1780	0.462921	0.000018
38	Pronunciation_of_asteroid_names	823	910	0.904396	0.000030
39	List_of_destroyers_of_the_United_States_Navy	814	1030	0.790291	0.000012
40	California	807	1192	0.677013	0.001055
41	List_of_EC_numbers_(EC_1)	799	1063	0.751646	0.000013
42	Cocaine	789	1231	0.640942	0.000059
43	Sibley-Monroe_checklist_18	789	1844	0.427874	0.000000
44	List_of_United_States_Representatives_from_Pennsylvania	789	1085	0.727189	0.000021
45	List_of_Digimon	788	788	1.000000	0.000186
46	List_of_bird_genera	788	1929	0.408502	0.000005
47	List_of_subjects_in_Gray's_Anatomy:_XI_._Splanchnology	786	1116	0.704301	0.000046
48	List_of_State_Routes_in_New_York	772	985	0.783756	0.000025
49	Italy	762	1310	0.581679	0.001633
50	List_of_ICF_Canoe_Sprint_World_Championships_medalists_in_men's_kayak	761	865	0.879769	0.000007

results show that with large λ s (but smaller than 1) the new algorithm converges dramatically faster, but the results still have 80% similarities to PageRank on average (measured with Kendall’s tau). Thus our algorithm is advantageous for ranking in large search systems, where the computation of many personalized, query-dependent or context-sensitive score vectors is demanding.

Results on Wikipedia show that the number of unique best backlink sources (the so-called “core” in the paper) is only about 13.5% of the total number of pages. However, the sum of their scores is more than a half (about 53.1%) of the total scores. We propose to measure a source in the core by the times of being the best backlinks (TBB) and the ratio between TBB and the out-degree. Results show

that TBB follows an exponential distribution with a similar exponent to the distribution of the out-degrees. With these two measures, the number of competitive backlink sources is very small. Results also show that a top authority is not easily influenced by the best backlink source.

References

- [1] Arasu, A., Cho, J., Garcia-Molina, H., Paepcke, A., and Raghavan, S. (2001). Searching the Web. *ACM Transactions on Internet Technology*, 1(1):2–43.
- [2] Berkhin, P. (2005). A survey on PageRank computing. *Internet Mathematics*, 2(1):73–120.
- [3] Bianchini, M., Gori, M., and Scarselli, F. (2005). Inside pagerank. *ACM Transactions on Internet Technologies*, 5(1):92–128.
- [4] Brinkmeier, M. (2006). PageRank revisited. *ACM Transactions on Internet Technology*, 6(3):282–301.

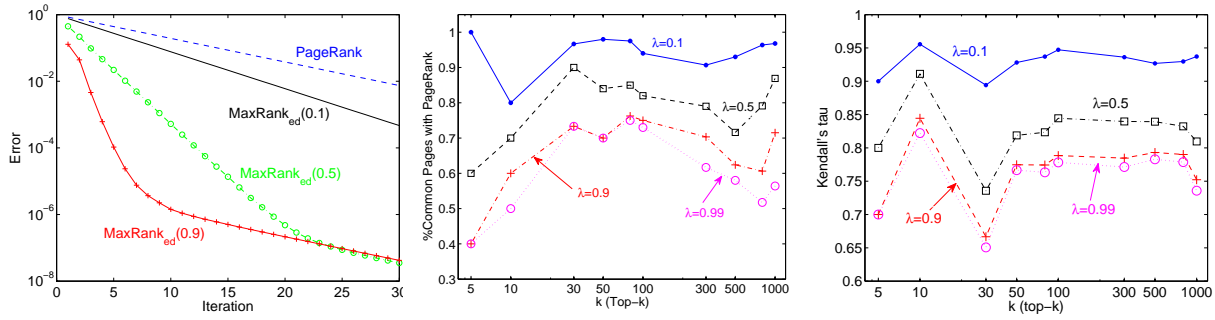


Figure 4: Left: convergence rate comparisons of MaxRank and PageRank. Middle and Right: Percentage of the common pages and Kendall's tau for the top- k lists of MaxRank and PageRank.

[5] Broder, A. Z., Lempel, R., Maghoul, F., and Pedersen, J. (2004). Efficient PageRank approximation via graph aggregation. *WWW*.

[6] Fogaras, D. and Rácz, B. (2004). Towards scaling fully personalized PageRank. *WAW*.

[7] Gleich, D. and Zhukov, L. (2005). Scalable computing for power law graphs: Experience with parallel pagerank. Technical report, Yahoo! Research Labs Technical Report.

[8] Gleich, D., Zhukov, L., and Berkhin, P. (2004). Fast parallel PageRank: A linear system approach. Technical report, Yahoo! Research Labs Technical Report, YRL-2004-038.

[9] Gleich, D. F. (2009). *Models and Algorithms for PageRank sensitivity*. PhD thesis, Stanford University.

[10] Gleich, D. F., Gray, A. P., Greif, C., and Lau, T. (2010). An inner-outer iteration for PageRank. *SIAM Journal of Scientific Computing*, 32(1):349–371.

[11] Haveliwala, T. (1999). Efficient computation of PageRank. Technical Report 1999-31, Database Group, Computer Science Department, Stanford University.

[12] Haveliwala, T. (2005). *Context-Sensitive Web Search*. PhD thesis, Stanford University.

[13] Haveliwala, T. H. (2002). Topic-sensitive PageRank. *WWW*.

[14] Ipsen, C. F. and Kirkklad, S. (2004). Convergence analysis of an improved pagerank algorithm. Technical report, NCSU CRSC Technical Report.

[15] Jeh, G. and Widom, J. (2003). Scaling personalized web search. *WWW*.

[16] Kamvar, S., Haveliwala, T., and Golub, G. (2003a). Adaptive methods for the computation of PageRank. Technical report, Stanford University.

[17] Kamvar, S., Haveliwala, T., Manning, C., and Golub, G. (2003b). Exploiting the block structure of the web for computing PageRank. Technical report, Stanford University.

[18] Kamvar, S. D., Haveliwala, T. H., Manning, C. D., and Golub, G. H. (2003c). Extrapolation methods for accelerating PageRank computations. *WWW*.

[19] Kendall, S. M. G. (1975). *Rank Correlation Methods*. Charles Griffin & Company Limited.

[20] Kleinberg, J. (1998). Authoritative sources in a hyperlinked environment. *SODA*.

[21] Langville, A. and Meyer, C. (2004a). Updating PageRank with iterative aggregation. *WWW*.

[22] Langville, A. N. and Meyer, C. D. (2004b). Deeper inside PageRank. *Internet Mathematics*, 1.

[23] Langville, A. N. and Meyer, C. D. (2006). *Google's PageRank and Beyond: The Science of Search Engine Rankings*. Princeton University Press.

[24] Liu, B. (2007). *Web Data Mining: Exploring Hyperlinks, Contents and Usage data*. Springer.

[25] Page, L., Brin, S., Motwani, R., and Winograd, T. (1998). The PageRank citation ranking: Bringing order to the web. Technical report, Stanford University.

[26] Rafiei, D. and Mendelson, A. O. (2000). What is this page known for? computing web page reputations. *WWW*.

[27] Richardson, M. and Domingos, P. (2002). The intelligent surfer: Probabilistic combination of link and content information in PageRank. *NIPS*.

[28] Sargolzaei, P. and Soleymani, F. (2010). Pagerank problem, survey and future research directions. *International Mathematical Forum*, 5(19):937–956.

[29] Seamas, M., Dermot, G., and McElroy, C. (2008). Towards an FPGA solver for the pagerank eigenvector problem. *Advances in Parallel Computing*, 15.

[30] Zhu, Y., Ye, S., and Li, X. (2005). Distributed PageRank computation based on iterative aggregation-disaggregation methods. *CIKM*.

Table 2: Top 50 Wikipedia pages by MaxRank(0) (PageRank).

Rank	Page	Score	Best backlink
1	United_States	0.013911	"ISBN"
2	"ISBN"	0.007283	United_States
3	United_Kingdom	0.006135	United_States
4	Wikimedia_Commons	0.005986	Wiktionary
5	Wiktionary	0.004151	Wikimedia_Commons
6	France	0.004081	United_States
7	Canada	0.004049	United_States
8	Biography	0.003964	Wiki
9	Germany	0.003860	United_States
10	England	0.003766	United_States
11	Biological_classification	0.003562	Arthropod
12	English_language	0.003522	United_States
13	Australia	0.003426	United_States
14	World_War_II	0.003186	United_States
15	Binomial_nomenclature	0.003176	Biological_classification
16	Japan	0.003091	United_States
17	India	0.003026	United_States
18	Internet_Movie_Database	0.002907	Alexa_Internet
19	Abbreviation	0.002882	USA
20	Music_genre	0.002844	Poland
21	Association_football	0.002766	United_States
22	Europe	0.002751	United_States
23	Record_label	0.002734	Music_genre
24	Italy	0.002612	United_States
25	2007	0.002505	Australia
26	Russia	0.002339	United_States
27	London	0.002152	United_Kingdom
28	Spain	0.002150	United_States
29	Latin	0.002077	United_States
30	2006	0.002030	Germany
31	Personal_name	0.001989	Given_name
32	2008	0.001919	Germany
33	New_York_City	0.001850	United_States
34	Netherlands	0.001841	United_States
35	Poland	0.001829	United_States
36	Sweden	0.001825	United_States
37	Scientific_name	0.001752	Biological_classification
38	Public_domain	0.001752	Wikimedia_Commons
39	Brazil	0.001663	United_States
40	Time_zone	0.001663	United_States
41	China	0.001658	World_War_II
42	French_language	0.001651	United_States
43	World_War_I	0.001643	United_States
44	Catholic_Church	0.001623	France
45	California	0.001620	United_States
46	New_Zealand	0.001592	United_States
47	Area	0.001569	United_States
48	2005	0.001559	France
49	New_York	0.001554	United_States
50	German_language	0.001515	United_States

Table 3: Top 50 Wikipedia pages by MaxRank, $\lambda = 0.1$.

Rank	Page	Score	Best backlink
1	United_States	0.009093	"ISBN"
2	"ISBN"	0.004404	United_States
3	United_Kingdom	0.003863	United_States
4	Wikimedia_Commons	0.003614	Wiktionary
5	Biography	0.003035	Wiki
6	Biological_classification	0.002773	Arthropod
7	Canada	0.002626	United_States
8	France	0.002546	United_States
9	Wiktionary	0.002474	Wikimedia_Commons
10	England	0.002462	United_States
11	Germany	0.002452	United_States
12	Binomial_nomenclature	0.002273	Biological_classification
13	Australia	0.002203	United_States
14	English_language	0.002172	United_States
15	Music_genre	0.002130	Poland
16	Record_label	0.002054	Music_genre
17	Internet_Movie_Database	0.002036	Alexa_Internet
18	Japan	0.002021	United_States
19	India	0.001968	United_States
20	World_War_II	0.001946	United_States
21	Association_football	0.001910	United_States
22	Abbreviation	0.001786	USA
23	Europe	0.001690	United_States
24	2007	0.001658	Australia
25	Italy	0.001633	United_States
26	Personal_name	0.001559	Given_name
27	Russia	0.001464	United_States
28	London	0.001363	United_Kingdom
29	Spain	0.001339	United_States
30	2006	0.001322	Germany
31	2008	0.001274	Germany
32	Scientific_name	0.001236	Biological_classification
33	Poland	0.001206	United_States
34	New_York_City	0.001183	United_States
35	Sweden	0.001155	United_States
36	Latin	0.001140	United_States
37	Netherlands	0.001136	United_States
38	Public_domain	0.001120	Wikimedia_Commons
39	Time_zone	0.001077	United_States
40	Brazil	0.001076	United_States
41	California	0.001055	United_States
42	Record_producer	0.001024	Music_genre
43	China	0.001023	Japan
44	New_Zealand	0.001007	United_States
45	2005	0.001006	France
46	World_War_I	0.001004	United_States
47	New_York	0.000999	United_States
48	Romania	0.000968	United_States
49	Area	0.000966	United_States
50	Politician	0.000964	Video_game

Table 4: Top 50 Wikipedia pages by MaxRank, $\lambda = 0.5$.

Rank	Page	Score	Best backlink
1	United_States	0.002444	"ISBN"
2	Biography	0.001198	Genre
3	Biological_classification	0.001103	Arthropod
4	"ISBN"	0.000949	United_States
5	United_Kingdom	0.000929	United_States
6	Music_genre	0.000753	Record_producer
7	Record_label	0.000726	Music_genre
8	Wikimedia_Commons	0.000712	Association_football
9	Canada	0.000685	United_States
10	England	0.000671	United_States
11	Binomial_nomenclature	0.000656	Biological_classification
12	Personal_name	0.000640	Given_name
13	Internet_Movie_Database	0.000630	Royal_Navy
14	Germany	0.000607	United_States
15	France	0.000603	United_States
16	Australia	0.000558	United_States
17	India	0.000543	United_States
18	Association_football	0.000533	United_States
19	Japan	0.000523	United_States
20	Wiktionary	0.000510	Wikimedia_Commons
21	English_language	0.000502	United_States
22	2007	0.000454	Australia
23	Abbreviation	0.000436	USA
24	Arthropod	0.000423	Lepidoptera
25	World_War_II	0.000415	United_States
26	Italy	0.000392	United_States
27	Europe	0.000373	United_States
28	Studio_album	0.000370	Music_genre
29	Politician	0.000364	Video_game
30	Record_producer	0.000363	Music_genre
31	2008	0.000349	Germany
32	Russia	0.000343	United_States
33	2006	0.000340	Germany
34	London	0.000332	United_Kingdom
35	Scientific_name	0.000326	Biological_classification
36	Poland	0.000318	United_States
37	Spain	0.000313	United_States
38	Romania	0.000310	United_States
39	New_York_City	0.000294	United_States
40	Public_domain	0.000293	Wikimedia_Commons
41	Time_zone	0.000288	United_States
42	Brazil	0.000282	United_States
43	Sweden	0.000280	United_States
44	California	0.000278	United_States
45	Television	0.000270	United_Kingdom
46	Drainage_basin	0.000267	New_York_City
47	Netherlands	0.000259	United_States
48	2005	0.000255	France
49	New_York	0.000249	United_States
50	New_Zealand	0.000249	United_States

Table 5: Top 50 Wikipedia pages by MaxRank, $\lambda = 0.9$.

Rank	Page	Score	Best backlink
1	United_States	0.000311	United_Kingdom
2	Biography	0.000194	Autobiography
3	Biological_classification	0.000175	Arthropod
4	Music_genre	0.000111	Record_producer
5	United_Kingdom	0.000109	United_States
6	Record_label	0.000106	Music_genre
7	Personal_name	0.000105	Given_name
8	"ISBN"	0.000099	United_States
9	England	0.000088	United_States
10	Internet_Movie_Database	0.000087	Royal_Navy
11	Canada	0.000085	United_States
12	Binomial_nomenclature	0.000079	Biological_classification
13	Arthropod	0.000075	Lepidoptera
14	India	0.000073	United_States
15	Germany	0.000072	United_States
16	France	0.000069	United_States
17	Australia	0.000067	United_States
18	Association_football	0.000063	United_States
19	Japan	0.000062	United_States
20	Wikimedia_Commons	0.000061	Arthropod
21	Politician	0.000059	Video_game
22	Studio_album	0.000058	Music_genre
23	Abbreviation	0.000058	USA
24	English_language	0.000057	United_States
25	2007	0.000057	Australia
26	Record_producer	0.000054	Music_genre
27	Wiktionary	0.000052	Wikimedia_Commons
28	Geocode	0.000048	UN/LOCODE
29	UN/LOCODE	0.000047	"Inter-Air-Trans-code"
30	Italy	0.000046	United_States
31	2008	0.000044	Germany
32	Romania	0.000044	United_States
33	Lepidoptera	0.000042	Moth
34	World_War_II	0.000042	United_States
35	2006	0.000040	Germany
36	Drainage_basin	0.000039	New_York_City
37	London	0.000039	United_Kingdom
38	Television	0.000039	United_Kingdom
39	Europe	0.000039	United_States
40	Poland	0.000038	United_States
41	Time_zone	0.000038	United_States
42	Russia	0.000038	United_States
43	Genus	0.000037	Biological_classification
44	Conservation_status	0.000036	IUCN_Red_List
45	Spain	0.000036	United_States
46	Public_domain	0.000035	Wikimedia_Commons
47	Brazil	0.000035	United_States
48	New_York_City	0.000035	United_States
49	California	0.000035	United_States
50	IUCN_Red_List	0.000034	Conservation_status